
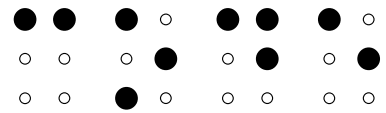

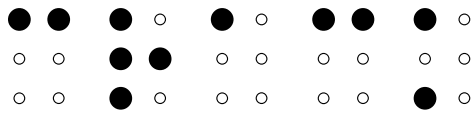


Teach yourself to sight
read basic braille



Crack the Code



Puzzles with a purpose



All you
need is
a pencil

Learning braille

Braille is a system of raised symbols, which some people who are blind or partially-sighted learn to read with their fingertips. The words in braille go from left to right across the page, just like printed words.

Some people become very fast at reading braille and are able to read long books, such as Harry Potter. Other people just use braille for labelling, or for writing notes. For some children who are blind or partially-sighted, braille is the very best way to learn to read.

When sighted people look at a page of braille they see a mass of dots and it is hard to imagine ever reading it - by sight or by touch. But once you know what you are looking for it becomes much easier.

What is grade 1 braille?

There are two grades of braille. Grade 1 (also called 'uncontracted braille') is a straightforward code with one symbol for each letter of the alphabet, plus a few extra symbols for punctuation and numbers.

Grade 2 ('contracted braille') uses the same symbols for the letters of the alphabet but it has lots of extra signs for common words and combinations of letters. Grade 2 braille is quicker to read but takes longer to learn.


How do the dots work?

The symbols which represent each letter are made up of between one and six dots, based on the pattern of the six dots you would see on a dice or a domino.



Each dot can be referred to by number. On a Perkins braille the keys correspond to the individual dots as shown below.



1 ○ ○ 4
2 ○ ○ 5
3 ○ ○ 6



If you are able to spend an hour or two with this puzzle book you will find, by the end, you can read a whole page of basic 'grade 1' braille with very little difficulty.


The Alphabet

A B C D E F G

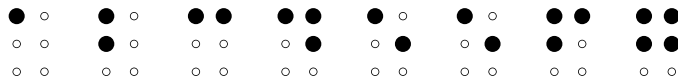


- 1 Use a pencil or pen to copy the dots which make up the letters:

A B C D E F G




- 2 Here are the letters A-G again - but one letter is repeated. Which one?




- 3 Can you match the following words in print and braille?

cage bead face age

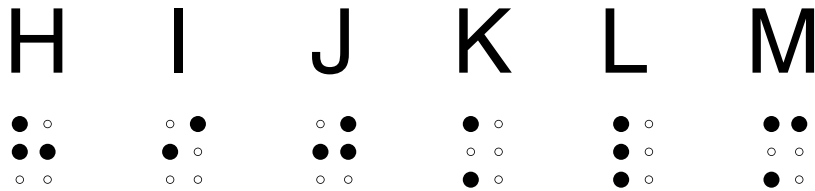
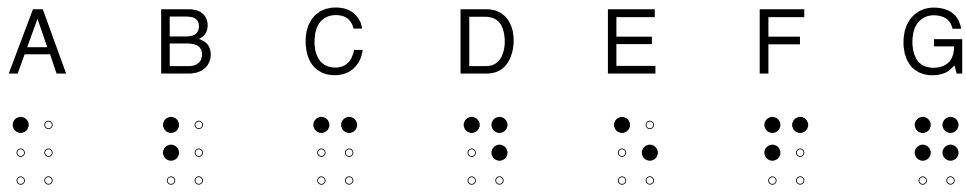


to his old dad, his
marriage to , and
on one occasion even
plane from
to . Many
people wanted to . But
who the ? !




And that's half the alphabet



You have learned these letters:




Now here are seven more:



9 Copy the dots which make up the letters:



10 Find the shops!



11 Take another good look at the new letters. Now try to remember them and fill them in the spaces below:

N O P Q R S T

○ ○ ○ ○ ○ ○ ○ ○ ○ ○ ○ ○ ○ ○
 ○ ○ ○ ○ ○ ○ ○ ○ ○ ○ ○ ○ ○ ○
 ○ ○ ○ ○ ○ ○ ○ ○ ○ ○ ○ ○ ○ ○

12 Wordsearch



Write these drinks in braille.

soda

○ ○ ○ ○ ○ ○ ○ ○
 ○ ○ ○ ○ ○ ○ ○ ○
 ○ ○ ○ ○ ○ ○ ○ ○

beer

○ ○ ○ ○ ○ ○ ○ ○
 ○ ○ ○ ○ ○ ○ ○ ○
 ○ ○ ○ ○ ○ ○ ○ ○

lager

○ ○ ○ ○ ○ ○ ○ ○ ○ ○
 ○ ○ ○ ○ ○ ○ ○ ○ ○ ○
 ○ ○ ○ ○ ○ ○ ○ ○ ○ ○

tea

○ ○ ○ ○ ○ ○
 ○ ○ ○ ○ ○ ○
 ○ ○ ○ ○ ○ ○

cola

○ ○ ○ ○ ○ ○ ○ ○
 ○ ○ ○ ○ ○ ○ ○ ○
 ○ ○ ○ ○ ○ ○ ○ ○

port



○ ○ ○ ○ ○ ○ ○ ○
 ○ ○ ○ ○ ○ ○ ○ ○
 ○ ○ ○ ○ ○ ○ ○ ○



Now find them in the box below, written across or down. Can you find one more drink in the box?



● ● ● ● ● ○	● ● ● ○ ● ○	● ● ○ ○ ● ○	○ ● ● ○ ● ○	● ○ ● ○ ● ○
● ● ○ ○ ○ ○	● ○ ● ● ● ○	● ● ○ ○ ○ ○	● ○ ● ● ● ○	● ○ ○ ○ ○ ○
● ○ ○ ● ● ○	● ○ ● ● ● ○	● ● ○ ○ ● ○	● ● ○ ○ ○ ○	● ● ● ● ○ ○
● ○ ○ ○ ● ○	○ ● ● ● ● ○	● ○ ○ ○ ○ ○	● ○ ○ ○ ○ ○	● ○ ○ ○ ○ ○
● ○ ○ ○ ○ ○	● ○ ● ○ ○ ○	● ○ ● ● ○ ○	● ○ ○ ○ ○ ○	● ○ ● ● ● ○



Punctuation


Before we look at the last six letters, it is time to look at some punctuation. Unlike the letters of the alphabet, punctuation does not use either of the top dots.

Here is a braille full stop.  Copy it here 

We also need a comma,  Copy it here 

an exclamation mark!  Copy it here 




and a question mark?  Copy it here 

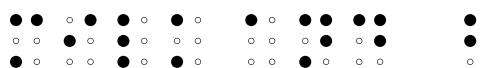












13 Fill in the braille punctuation in the following sentences:

I stopped at the shop to get eggs, cheese, milk and bread. Had I forgotten something important? Nappies? Soap? Potatoes? I know! Chocolate!


  


    




15 Fill in the names of famous people - not forgetting the capital sign. (Make up a name if you don't know the answer!)





 Oliver (chef)


 Mandela (statesman)


 Obama (US President)


 Cruise (US actor)


 Widdecombe (politician)

Harry  (boy wizard)



Now for the last six letters. You have already learned these:

A B C D E F G

•○ ○○ ○○ ○○ ○○ ○○ ○○
○○ ○○ ○○ ○○ ○○ ○○ ○○
○○ ○○ ○○ ○○ ○○ ○○ ○○

H I J K L M

•○ ○○ ○○ ○○ ○○ ○○ ○○
○○ ○○ ○○ ○○ ○○ ○○ ○○
○○ ○○ ○○ ○○ ○○ ○○ ○○

N O P Q R S T


•○ ○○ ○○ ○○ ○○ ○○ ○○
○○ ○○ ○○ ○○ ○○ ○○ ○○
○○ ○○ ○○ ○○ ○○ ○○ ○○

Now here are the last six:

U V W X Y Z

•○ ○○ ○○ ○○ ○○ ○○ ○○
○○ ○○ ○○ ○○ ○○ ○○ ○○
○○ ○○ ○○ ○○ ○○ ○○ ○○

16 Copy the dots which make up the letters:



U V W X Y Z

○○ ○○ ○○ ○○ ○○ ○○ ○○
○○ ○○ ○○ ○○ ○○ ○○ ○○
○○ ○○ ○○ ○○ ○○ ○○ ○○


17 Write your first name here (with a capital sign):

○○ ○○ ○○ ○○ ○○ ○○ ○○ ○○ ○○ ○○ ○○ ○○
○○ ○○ ○○ ○○ ○○ ○○ ○○ ○○ ○○ ○○ ○○ ○○
○○ ○○ ○○ ○○ ○○ ○○ ○○ ○○ ○○ ○○ ○○ ○○


19 The missing words all start with the same letter:




• People waiting in line is called a














• A competition with questions is a





• Where boats tie up is called a



20 Now here's a joke:





Two more bits of punctuation . . .




In print, what people say is put in speech marks “like this.”

In braille, speech starts with this sign

and ends with this one

21 Copy out this braille sentence, with punctuation.

“Women,” he said, “like sunbathing.”



23 And here's a funny story for you!

o o ● o ● o ● o ● o ● o ● o ● o ● o ● o ● o ● o o ● o ● o ● o ● o ● o

● ● ● o ● o ● o ● ● ● o ● o ● o ● o ● o ● o ● o ● o ● o ● ● ● o ● o ● o ● ● ● o ● o ● o

● o ● o ● o ● o ● o ● o ● o ● o ● o o o o ● ● o ● o ● o ● o ● o ● o ● o

o ● ● o o ● ● o ● ● o ● ● o ● ● o o ● ● o ● o ● o ● ● o ● o ● o o ● ● o o ● o o ● ● o ● o

● ● ● o ● o o ● ● o ● o ● ● ● o ● o ● o ● o ● o ● o

o o o ● o ● o o ● ● o ● o ● o ● o ● o ● o ● o ● o ● o ● o ● o

● o ● ● ● o o ● o o ● o o ● ● o ● o ● ● ● o ● o ● o ● o ● o

o ● ● o ● o ● o ● o ● o ● o ● o ● o ● o ● o ● o o ● ● o ● o

● o ● o ● o o ● o ● o o ● o o ● ● o ● o ● ● ● o ● o o ● ● o ● o ● o ● o

● o ● o ● o ● o o ● ● o ● o ● o o o o ● o ● o o ● ● o ● o ● o

● o ● o o ● o ● o ● o ● o ● o o ● ● o ● o ● o ● o ● o ● o ● o

o ● ● o ● o ● o ● o ● o ● o o ● ● o ● ● ● o ● o ● o ● o o ● o ● o ● o ● o ● o ● o ● o

o o ● ● ● o ● o o ● ● o ● o ● o ● o ● o ● o ● o ● o o ● ● o ● o ● o ● o ● o





● ● ○ ● ● ○ ● ● ● ○ ○ ● ● ● ○ ● ● ○ ● ○ ○ ● ○ ● ● ○ ● ○ ● ●

● ○ ● ○ ● ○ ● ○ ● ○ ○ ● ● ○ ● ○ ● ○ ● ● ● ○ ● ○ ● ○ ● ● ● ● ○ ● ● ● ○ ○

● ○ ● ● ● ● ● ○ ● ○ ○ ● ● ● ● ○ ● ● ○ ● ● ○ ○ ● ● ○ ● ○ ○ ● ● ○ ● ● ○ ●

● ● ● ○ ● ● ● ○ ● ○ ● ○ ● ○ ○ ○ ○ ○ ● ○ ● ○ ○ ○ ● ○ ● ● ○ ○ ● ● ○ ●

● ● ● ○ ● ○ ● ● ● ● ● ○ ● ● ○ ● ○ ● ● ○ ● ● ○ ● ○ ● ○ ● ● ○ ○ ● ● ○ ● ●

● ● ● ○ ● ○ ● ● ● ○ ● ● ● ○ ○ ● ● ○ ● ● ● ● ● ● ● ○ ● ● ● ○ ● ○ ● ○ ○ ○

○ ○ ● ○ ● ● ● ○ ○ ● ● ● ○ ● ● ● ● ○ ○ ● ● ○ ● ● ○ ● ● ● ○ ● ○ ● ● ● ○ ● ● ● ○ ○

○ ● ● ○ ● ○ ● ○ ● ○ ○ ● ● ○ ● ○ ● ● ● ● ● ● ○ ● ● ○ ○ ● ● ● ○ ● ● ○

○ ● ● ○ ● ○ ○ ● ● ○ ● ● ○ ● ● ○ ● ● ● ● ○ ● ○ ○ ● ● ● ○ ○ ○

○ ○ ○ ○ ● ● ● ○ ● ○ ● ● ○ ○ ○ ● ○ ● ● ○ ● ● ○ ○ ○ ● ● ○


● ○ ● ○ ● ● ● ● ○ ○ ○ ● ● ○ ● ○ ○ ● ○ ● ● ○ ● ● ● ● ○ ● ● ○



○ ● ● ○ ● ○ ● ● ● ● ○ ● ● ○ ○ ● ● ○ ● ● ● ● ○ ● ● ● ● ●



Numbers

Lastly, you need to know a few numbers.

With the clever use of a number sign like this  in front of them, the letters A to J become numbers - like this:



And longer numbers just need one number sign at the beginning:


10



11



12




20




100



2009



24 Fill in the missing numbers




For the emergency services dial    

The Prime Minister lives at    Downing Street.


James Bond is agent    

Most men retire at age   

25 The winning lottery numbers are 5 17 26 38 49.



Which of these numbers wasn't a winning number?



You have cracked the code!

Here's a bit more reading practice. The second part of the story looks more like embossed braille - the kind you will find in real braille books.

This is the true story of a man who woke at 2 in the morning and realised that thieves were breaking into his garage.

It was a dark night and the moon was shining brightly through the clouds. The man was sleeping peacefully in his bed when he suddenly woke up.

He felt a strange noise coming from the garage and he got up to investigate. He opened the door and saw a group of men standing in the shadows.

They were all dressed in black and they were holding tools. The man was terrified and he tried to run, but he was too slow.

One of the men stepped forward and he said, "Don't move. We're here to steal your car." The man was shaking all over.

"What do you want?" he asked. "Your car," the man replied. "We need it for our business." The man was silent for a moment.

He then said, "I don't have a car." The men looked at each other and they laughed. "That's all right," one of them said.

"We'll take your car keys instead." The man handed them over and the men took them. They then turned and they ran away.

The man was alone in the garage and he was shaking. He called the police and they came to his house. They found the man and they took him to the hospital.

He was there for a few days and he was recovering. The police were looking for the thieves but they never found them.

The man was very grateful to the police and he was very happy to be home. He was very lucky and he was very safe.

He was very happy and he was very safe. He was very lucky and he was very safe.

אֵלֶּיךָ יְיָ אֱלֹהֵינוּ וְעֵתֵנוּ וְעֵתֵיכֶם וְעֵתֵנוּ וְעֵתֵיכֶם

וְעֵתֵנוּ וְעֵתֵיכֶם וְעֵתֵנוּ וְעֵתֵיכֶם וְעֵתֵנוּ וְעֵתֵיכֶם

וְעֵתֵנוּ וְעֵתֵיכֶם וְעֵתֵנוּ וְעֵתֵיכֶם וְעֵתֵנוּ וְעֵתֵיכֶם

וְעֵתֵנוּ וְעֵתֵיכֶם וְעֵתֵנוּ וְעֵתֵיכֶם וְעֵתֵנוּ וְעֵתֵיכֶם

וְעֵתֵנוּ וְעֵתֵיכֶם וְעֵתֵנוּ וְעֵתֵיכֶם וְעֵתֵנוּ וְעֵתֵיכֶם

וְעֵתֵנוּ וְעֵתֵיכֶם וְעֵתֵנוּ וְעֵתֵיכֶם וְעֵתֵנוּ וְעֵתֵיכֶם

וְעֵתֵנוּ וְעֵתֵיכֶם וְעֵתֵנוּ וְעֵתֵיכֶם וְעֵתֵנוּ וְעֵתֵיכֶם

וְעֵתֵנוּ וְעֵתֵיכֶם וְעֵתֵנוּ וְעֵתֵיכֶם

For more information about braille
and a range of braille courses for
visually-impaired and sighted adults
and children, please contact the
RNIB: 0845 766 9999
www.rnib.org.uk

Produced and published by
ClearVision
and
Linden Lodge School
61 Princes Way
London
SW19 6JB

Linden Lodge: 020 8788 0107
helen@lindenlodge.wandsworth.sch.uk

ClearVision: 020 8789 9575
info@clearvisionproject.org

Copyright © Marion Ripley and Helen Wythers 2009

Designed by Small World Design www.smallworlddesign.co.uk

This booklet can be photocopied provided no
changes are made and no pages omitted.
Copies can be distributed on a not for sale basis only.

